

A Teacher's Guide to:

# The Mine-o-saur

Written by Sudipta Bardhan-Quallen

Illustrated by David Clark

Putnam, 2007



## Story Summary

The Mine-o-saur does not like to play nicely — and that doesn't win him any friends in the school yard. Soon the Mine-o-saur is lonely. But will the other dinos want to give him a chance when the Mine-o-saur is ready to give back all their stuff and apologize?

*Sudipta Bardhan-Quallen* is a writer who lives in New Jersey with her three kids and an imaginary pony named Penny. Learn more about her at [www.sudipta.com](http://www.sudipta.com).

*David Clark* is the award-winning illustrator of Grumblebunny. He lives in Virginia with his wife Betsy, their three children, and their 2 fish and a turtle




## Pre-reading:

1. What does sharing look like?
2. Chart

Things we like to share	Things we don't like to share	Things we should not share

**Words and Concepts for Pre-Reading Sheltered Instruction:** dinosaur, sharing, selfish



## Discussion Questions:

1. Why didn't the Mine-o-saur want to share with the other dinos? (literal)
2. What was he willing to share? What did he not want to share? When did he change his mind about sharing? (literal and inferential)
3. If he had been at home with his parents instead of at school, would the Mine-o-saur have been more willing to share? (inferential)
4. What do you think the Mine-o-saur will do the next time he has to share at school? (inferential and evaluative)
5. What do you think the other dinos will do when they see the Mine-o-saur coming over to play? (inferential)



## Sharing Activity:

**Pre-K-K:** Have a bowl of small chocolates, cookies, or treats that can be divided equally between students. Ask students “How can I share my bowl of treats?” When the students have had a chance to share out ideas, the teacher shares the treats with the students. Ask, “How did you feel when I shared with you?” and “How would you have felt if I kept my treats to myself?”

**K-1:** Group kids in sets of three-four children. Tell each group they are going to receive a bowl of popcorn, (or small candies, stickers, etc.) Discuss how they might share the popcorn with their group. (You may want to pre-count the items so they can be divided equally between the group members.) Give each group a bowl and ask them to share. Remind them not to eat the popcorn, yet. When they have shared out the popcorn the group raises their hands. At this point the group can either tell the teacher, or the whole class, how they shared their popcorn. Ask what worked and what didn’t work. When the group is finished sharing their results, they may eat their treats.

**Grades 2-3:** Before class, collect enough 24-piece puzzle boxes for each group of four students, (or 25 piece puzzles for groups of five students.) Divide each set of puzzle pieces into four groups and put each group into an envelope. Put envelopes back into puzzle box. In class, divide students into groups of four. Tell them they will each get an envelope with puzzle pieces that they will have to share with their group members to build the puzzle. Brainstorm how to share the pieces so everyone is involved. (Discourage the idea of everyone giving his or her pieces to one person. Encourage finding a way to work together.) When the groups have a plan, pass out the boxes and let the groups build their puzzles. At the end of the activity, ask students what worked and what didn’t work.



## Closure:

Draw a picture or use words to finish these sentences:

When someone shares with me I feel \_\_\_\_\_.

When someone doesn’t share with me I feel \_\_\_\_\_.

When I share with someone I feel \_\_\_\_\_.



## Extensions:

**Cooking:** Have students bring fruit into class for a “Sharing Salad.” Have students add their prepared (washed, sliced,) fruit to a big bowl and say, “I am sharing \_\_\_\_\_ with my class.” When all fruit is added to bowl, gently toss and serve in small cups or bowls.

**Book Swap:** Have the students each bring in a book to use for a book swap. Pool the books together and let the children choose a different book from the one that he or she had brought in to take home to read. Have the students prepare short book reports about the book they received in the swap.

**Art Center:** Ask students to cut out 5-6 pictures from magazines or other sources. Tell them that they will be sharing these pictures with their classmates. As a class group, put all the pictures at an art table, or break into smaller groups of 3-4 students and let them share their pictures in table groups. Students use shared pictures, paper, and glue to make a collage.

**Treasure Sharing:** Have students bring in a treasure from home that they would be willing to share with their classmates. Treasures should be something that their classmates can pick up and touch. Set up a treasure table and allow students to display their treasures. Ask students, “How do we treat our friends’ treasures?” Throughout the day, give students the chance to look at the treasures. If there is time, allow for a Q&A session where kids can ask about the treasures on the table.

***The Mine-o-saur***


By Sudipta Bardhan-Quallen

Illustrated by David Clark


G.P. Putnam’s Sons

Hardcover: \$16.99

ISBN: 978-0-399-24642-5



# The Mine-o-saur Word Search



N F L O J H D B B L G C S S A Q Y T W P  
 J B M N N X S A A M E A A F Q R S M Y L  
 O W E B R F K M E Z V W P A A S R A C T  
 R V H V L M C K J R R R R A B E L H M D  
 U O H G D I O J M V B L U H T S Z P G S  
 C I T G R H L X I X L L L A L O P B X U  
 T P H P G C B H N F S E E A S S S P U H  
 B T I A A Q G T E F I P E D Q O S A X N  
 A E Y A N R I P M G G N R T U R E Q U M  
 E R F R L H N A I E U C A V E R G N W R  
 M A P T L T D T N X A J H R W R T B I B  
 F N R S X R L Y E Q N D S E A C D S T M  
 B O G E O A U I M D O W C J T R D F Z F  
 X D I W Z T R S I Q D Q X R J T O M P Z  
 K O J T R R C N N Y O G X O D E O V R R  
 X N K O V E Z E E N N W C X Z S H A L L  
 K E H W T T B G C M S D O Y O T B M C D  
 B Q X E S T E G O S A U R U S B S R Y I  
 I U T R B U L J Q K G J O Z V H Z L Y P  
 L B L T B B S B I R H D E K P Q I D L Z

RAPTOR

TOWER

IGUANODON

STEGOSAURUS

STRUDEL BREAD

PTERANODON

MINE MINE MINE

SHARE

BLOCKS


CARS

APATOSAUR

MINE-O-SAUR

BUTTER TART

# The Mine-o-saur Maze



Help the Mine-o-saur go from selfish to sharing!

